



**Saskatchewan  
Telecommunications  
Pension  
Plan**

---

**94th Annual Report  
and  
Financial Statements**

**For the Year Ended March 31, 2022**

---



# Board Mission Statement

The Board is committed to pursuing sound governance practices in discharging its responsibilities as administrator of the Pension Plan. The Board strives to ensure the Pension Plan is administered always in an effective manner and consistent with the fiduciary duties owed to plan members and other Plan beneficiaries.

# Table of Contents

- Message from the Chair..... 2**
- Plan Membership..... 3**
- Significant Events 2021/22..... 4**
- Board Expenses..... 4**
- Actuarial Valuations..... 4**
- Investment Governance..... 6**
- Investment Performance..... 8**
- Financial Highlights ..... 9**
- Investment Management..... 11**
- Management’s Responsibility for Financial Statements..... 12**
- Actuary’s Opinion..... 13**
- Auditors’ Report..... 14**
- Financial Statements..... 17**
- Notes to Financial Statements..... 20**
- Schedule of Accumulated Net Assets Available for Benefits for the period  
May 1, 1928 to March 31, 2022..... 32**

## Message from the Chair

Peter Hoffmann, **Chairperson**  
Jamie Patterson, **Member**  
Andrew Malinowski, **Member**

Scott Smith, **Member**  
Brian Renas, **Member**

To: All Contributors/Pensioners in the SaskTel Pension Plan

I am pleased to submit herewith the annual report of the Saskatchewan Telecommunications Pension Plan (Plan) for the year ended March 31, 2022 including the audited financial statements.

The overall rate of return for the Plan was 1.4% in 2021/22 (14.1% in 2020/21). Total annual benefits paid to Plan members during the year were \$63.4 million and the expense ratio for the Plan was 33 basis points or .33%. Over the past four years, the Plan has achieved a real return of 2.2%.

Market developments over the past year enabled the Board to significantly alter the Plan's asset mix, increasing the liability matching component of the portfolio and decreasing the allocation to equities including a complete exit of emerging market securities. In combination, the Board believes these changes have reduced the investment risk of the portfolio substantially.

The Board continued its work on strengthening its governance practices by completing Privacy and Code of Conduct policies, both of which are available in the Governance Manual on the Plan's website, as well as finalizing a first ever administration agreement with SaskTel for the provision of administration services to the Plan. We believe we are in alignment with the Canadian Association of Pension Supervisory Authorities (CAPSA) Guideline No. 4 (December 2016).

If you have any questions or concerns, regarding the financial statements or any other matter, please do not hesitate to call Michelle Maystrowich at (306) 501-7777 or David Holzapfel at (306) 777-4777.



Sincerely,  
Peter Hoffmann, Chair  
SaskTel Pension Board

June 23, 2022

## Plan Membership

**PLAN MEMBERS AS AT MARCH 31, 2022**

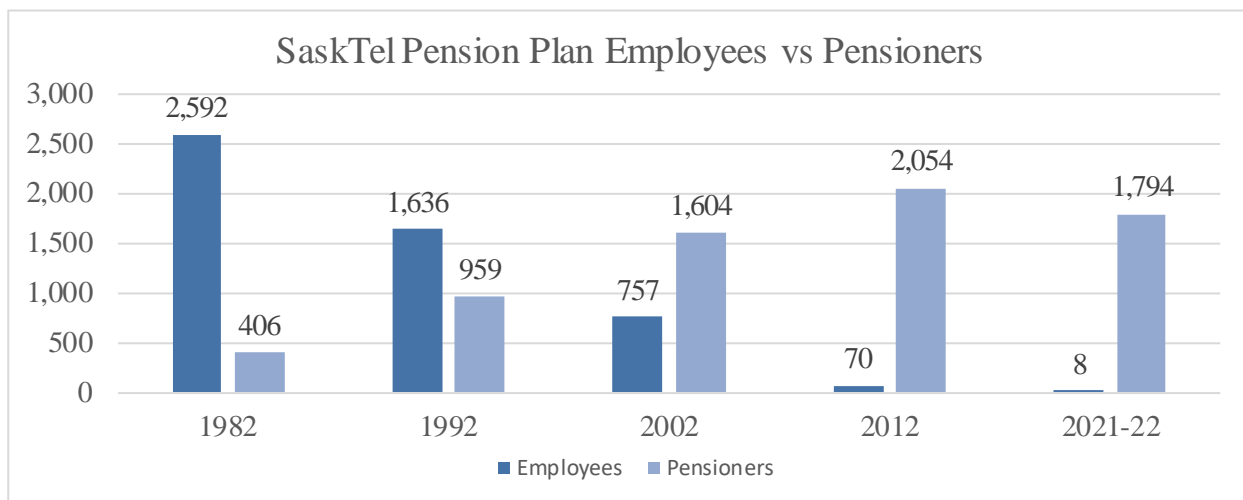
Employee Members	8
Retired Members	1,794
Total Members	1,802

**PRESENT RETIREES AT THE END OF THE 94<sup>th</sup> FISCAL PERIOD**

		Average Age	as at Mar. 31, 2022	as at Mar. 31, 2021
Retirees 65 & Over	Males	74.9	891	862
	Females	75.9	427	404
Retirees Under 65	Males	64.2	72	138
	Females	64.0	62	95
Dependants	Spouses	80.1	328	318
	Children	-	-	-
Split Pensions	Males	-	-	-
	Females	69.8	14	15
		75.7	1,794	1,832

**NUMBER OF EMPLOYEES UNDER THE PROVISIONS OF THE SASKATCHEWAN TELECOMMUNICATIONS PENSION PLAN AT MARCH 31, 2022**

	Male	Female	Total
SaskTel	3	5	8



## Significant Events 2021/22

### GOVERNANCE

Governance activities completed by the Board during 2021/22 included:

- Reviewed and updated governance manual
- Reviewed strategic planning and risk objectives
- Approved statement of investment policies and goals
- Performed a self-assessment of governance structure
- Reviewed legislative compliance
- Reviewed asset mix
- Completed one de-risking step

## Board Expenses

### BOARD EXPENSES

The Board members are reimbursed for expenses incurred for meetings, for education costs and they are compensated for the time necessary to prepare for and to conduct Plan business.

<u>Name</u>	<u>Board Meeting Per Diem</u>	<u>Retainer Fees</u>	<u>Meeting Expenses</u>	<u>Education Expenses</u>	<u>Total</u>
Peter Hoffmann, Chair	\$ 2,400	\$ 2,500	\$ 255	\$ -	\$ 5,155
Andy Malinowski	1,760	1,875	322	213	4,170
Brian Renas	1,760	1,875	10	-	3,645
Scott Smith <sup>1</sup>	-	-	-	-	-
Jamie Patterson <sup>1</sup>	-	-	-	-	-
<b>Total</b>	<b>\$ 5,920</b>	<b>\$ 6,250</b>	<b>\$ 587</b>	<b>\$ 213</b>	<b>\$ 12,970</b>

<sup>1</sup> SaskTel employee

## Actuarial Valuations

### GENERAL

*The Pension Benefits Regulations, 1993* require actuarial valuations be filed at least every three years. The results from the latest valuation as at March 31, 2020 are included. Valuations are filed with the Financial and Consumer Affairs Authority of Saskatchewan – Pension Division and with Canada Revenue Agency.

**ASSUMPTIONS FOR FUNDING PURPOSES**

The actuarial assumptions used for funding purposes are a set of assumptions which reflect the Board's judgment of the most likely set of conditions affecting future events. Following are the significant actuarial assumptions used in the March 31, 2020 valuation to determine the actuarial value of pension obligations. The actuarial assumptions used for the December 31, 2017 valuation are shown for comparison purposes:

<b><u>Significant Assumption</u></b>	<b><u>Valuation as at Mar. 31, 2020</u></b>	<b><u>Valuation as at Mar. 31, 2017</u></b>
Gross Rate of Return on Assets	5.35%	5.35%
Provision for Future Expenses	0.35%	0.35%
Discount Rate for Liabilities	5.00%	5.00%
Inflation	2.25%	2.25%
Future Indexing	1.60%	1.60%

Mortality rates were applied utilizing the 2014 Private Sector Canadian Pensioner Mortality Table (Adjusted 100% for males and 110% for females) with Improvement Scale MI-2017 (2017 valuation used the CPM-B).

**ACCOUNTING, FUNDING, AND SOLVENCY EXTRAPOLATIONS**

The **Projected Accrued Benefit Method** prorated on services is used for financial reporting purposes and provides a valuation based on benefits earned to the date of the financial statements only.

The **Going Concern Method**, although not acceptable for financial reporting purposes, provides a valuation that considers benefits earned to-date as well as future benefits to be earned and contributions to be made. It is the method used by the actuary to measure the ability of the Plan to meet current and future obligations to plan members.

<u>Thousands of dollars</u>	<b><u>2022</u></b>	<b><u>2021</u></b>	<b><u>2020</u></b>	<b><u>2017</u></b>
	<b><u>Extrapolation</u></b>	<b><u>Extrapolation</u></b>	<b><u>Valuation</u></b>	<b><u>Valuation</u></b>
Assets	\$ 981,039	\$ 1,030,851	\$ 964,300	\$ 1,030,246
Liabilities	(869,554)	(850,268)	(842,687)	(899,991)
Provision for adverse deviation	(104,346)	(102,032)	(101,122)	(107,999)
Total liabilities	(973,900)	(952,300)	(943,809)	(1,007,990)
Surplus	<u>\$ 7,138</u> <sup>1</sup>	<u>\$ 78,551</u> <sup>1</sup>	<u>\$ 20,491</u> <sup>1</sup>	<u>\$ 22,256</u> <sup>2</sup>
Valuation ratio	100.7%	108.2%	102.2%	102.2%

<sup>1</sup> Based on funding valuation at March 31, 2020.

<sup>2</sup> Based on funding valuation at December 31, 2017.

The **Solvency Method** determines the solvency position of the Plan if it were wound up on the valuation date.

<u>Thousands of dollars</u>	<u>2022</u> <u>Extrapolation</u>	<u>2021</u> <u>Extrapolation</u>	<u>2020</u> <u>Valuation</u>	<u>2017</u> <u>Valuation</u>
Assets	\$ 980,289	\$ 1,030,101	\$ 963,550	\$ 1,029,746
Liabilities	(952,200)	(1,058,000)	(1,130,923)	(1,187,980)
Surplus (Deficit)	<u>\$ 28,089</u> <sup>1</sup>	<u>\$ (27,899)</u> <sup>1</sup>	<u>\$ (167,373)</u> <sup>1</sup>	<u>\$ (158,234)</u>
Valuation ratio	102.9%	97.4%	85.2%	86.7%

<sup>1</sup> Based on funding valuation at March 31, 2020.

<sup>2</sup> Based on funding valuation at December 31, 2017.

## FUNDING

*The Pension Benefits Regulations, 1993* do not require Specified Plans to amortize solvency deficiencies. The Corporation has the ultimate responsibility to ensure that the pension obligations are paid. No contributions were required in 2021/22.

## Investment Governance

### OBJECTIVE OF THE PLAN

The purpose of the Saskatchewan Telecommunications Pension Plan (the Plan) is to meet the present and future obligations accumulated on behalf of the Plan's participants.

### INVESTMENT POLICY

The Statement of Investment Policies and Goals (SIP&G) is updated and approved by the SaskTel Pension Plan Board annually. The policy provides a framework for the prudent investment and administration of the pension fund. The policy also provides the investment managers with a written statement of specific quality, quantity and rate of return standards. The Board has adopted a dynamic investing approach which strives to ensure the assets of the Plan evolve to match the liabilities of the Plan. The basic approach chosen is to gradually convert equity investments to fixed income instruments as the Plan's solvency position improves.

Plan assets (Fund) should be prudently managed to assist in avoiding actuarial deficits and excessive volatility in annual rates of return. An assessment of the risk tolerance of the Plan considers the cash demands and the closed nature of the Plan, along with the financial position. The Plan maturity is above average in that retired lives dominate the membership, and liquidity needs are increasing. The need for continued growth is also a consideration given the indexing provision for retirees. Based on these factors, the Fund can assume a modest level of investment risk, defined as the volatility of returns in any year, to achieve the income and growth objectives. This assessment implies a long-term asset mix strategy that has a significant position in fixed income as well as equity exposure for diversification and growth.

**RISK PHILOSOPHY**

While prudent management seeks to avoid excessive volatility, it is recognized that a low risk investment policy is likely to earn a low rate of return. The effect may be that the Plan’s liabilities grow faster than the assets. Therefore, in order to achieve the long-term investment goals, the Fund must invest in assets that have uncertain returns, such as Canadian equities, foreign equities and non-government bonds. However, the Board attempts to reduce the overall level of risk by diversifying the asset classes and further diversifying within each individual asset class.

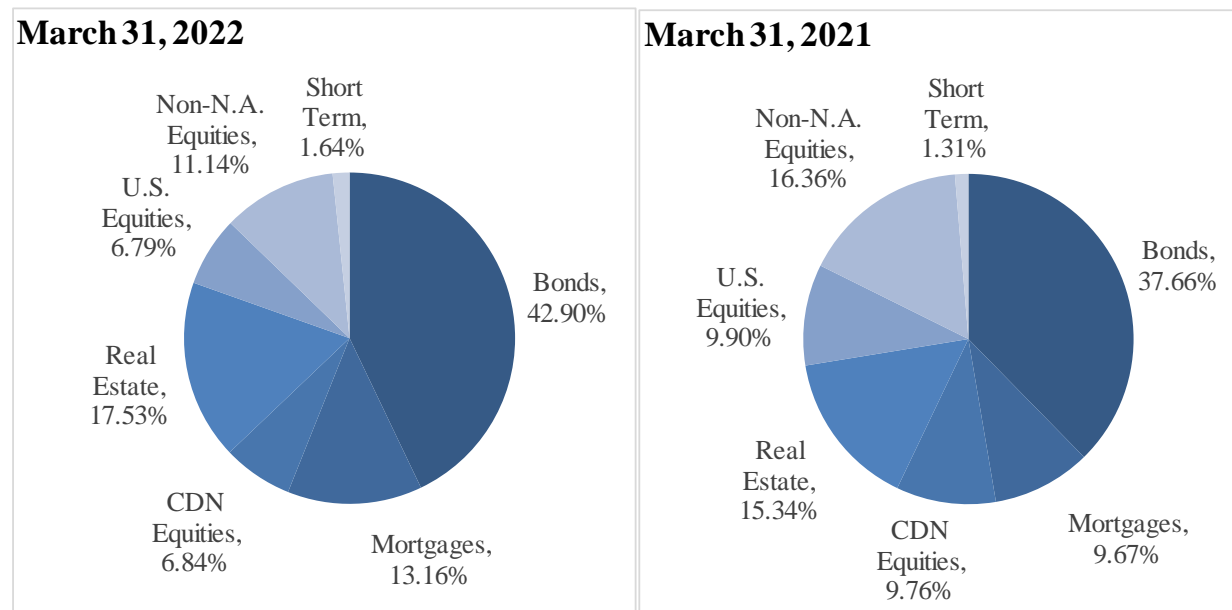
**RISK MANAGEMENT**

The Board is responsible for identifying business risks that could adversely affect the operation of the Plan and the provision of the benefits promised by the Plan. Through the annual strategic planning and risk assessment process, the Board reviews risk management strategies and ensures the appropriate systems are in place and steps are taken to manage risks.

**ASSET MIX**

Taking into consideration the investment and risk philosophy of the Fund, the following range and target asset mix has been established:

<u>Asset Class</u>	<u>Range</u>	<u>Target</u>	<u>Actual</u>
Equities	17 – 33%	25%	24.77%
Fixed Income (incl. mortgages)	56 – 64%	60%	57.70%
Real Estate	12 – 18%	15%	17.53%



## Investment Performance

### Performance for the Annual Period ended March 31, 2022

Global equity markets were strong for most of 2021; however, the start of 2022 saw a dramatic shift in market tone with several headwinds pushing markets to the negative. These included COVID-19 lockdowns in China, high inflation levels (40-year highs in the US and 31-year highs in Canada), supply-chain disruptions, labour shortages, high energy prices, central bank bond portfolio tapering and interest rate hikes, and the Russian invasion of Ukraine. In Canadian dollar terms, the MSCI All Country World Index (a barometer for global equity markets) returned 6.6% for the year ended March 31, 2022. Over the longer term (4 years), the MSCI All Country World Index returned 10.0%.

The Canadian equity market was among the top performing markets globally over the past year with the S&P/TSX Composite up 20.2%. Performance was positive across most sectors, with Energy and Materials posting the strongest returns as oil and commodity prices rose significantly over the year. The two worst sectors in the year were Health Care and Information Technology. Within the Information Technology sector, Shopify was down 38% after returning a whopping 135% a year ago.

The S&P 500 Index continued to provide strong results, returning 15.6% in U.S. dollar terms over the past year and 14.8% in Canadian dollar terms as the U.S. depreciated slightly in the year. On a style basis, large cap growth stocks continued to outperform their value counterparts and large cap positions outperformed small cap names.

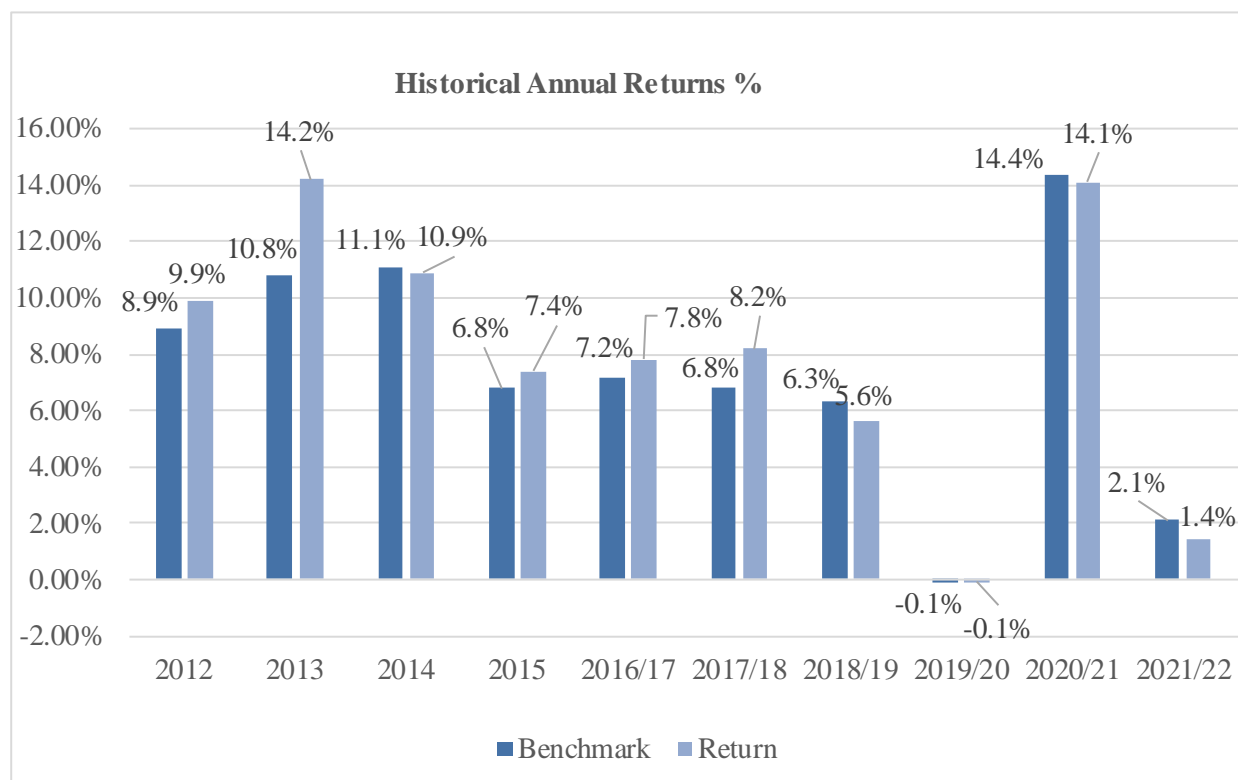
The MSCI EAFE Index, representing non-North American developed equity markets, had a Canadian dollar return of 0.5% over the year ended March 31. Performance was mixed across sectors with Energy, Consumer Staples and Health Care positive, and Communication Services, Consumer Discretionary and Industrials detracting. Emerging Markets were down 11.9% in Canadian dollar terms over the annual period. China, which makes up one-third of the Emerging Market Index, was the weakest country in the Index, down 32.9% in Canadian dollar terms due to increased regulations, concerns with Chinese real estate developers and COVID-19 lockdowns. Emerging markets were further hampered when Russia was deemed uninvestable and the value of Russian securities were written down to nil by the major index providers.

Fixed income returns over the past year were heavily influenced by central banks, most notably in the first quarter of 2022 when the Bank of Canada and the U.S. Federal Reserve began to increase policy interest rates and formally ended quantitative easing. In Canada, the yield curve rose dramatically across all terms, particularly at the front end of the curve. The move to higher yields led to a first quarter 2022 losses of -7.0% for the FTSE Canada Universe Bond Index and -11.7% for the FTSE Canada Long Bond Index. Annual results were slightly less negative with the FTSE Universe Bond Index down 4.5% and the FTSE Canada Long Bond Index down 5.6%. The Plan's bond portfolio is customized to reflect the duration of the liabilities, which are relatively long term in nature, and returned -4.1% over the year.

The Total Fund trailed its benchmark by 0.7% over the year, returning 1.4% vs the 2.1% benchmark return. TDAM Liability Matching bond mandate added value over the past year while Beutel Goodman Canadian equity and TD Greystone Real Estate detracted. The Plan exited the GMO International Equity and Emerging Market Equity mandates in late March 2022 with the proceeds invested in the TDAM International Equity Index strategy. Longer-term performance has been positive with a real return of 2.2% over four years and 5.6% over ten years, well above the 2.9% real return objective over ten years. Performance relative to benchmark was mixed; over four years the Total Fund trailed by 0.6% (5.1% vs 5.7% benchmark); however, over ten years outperformed by 0.2% (7.6% vs 7.4%).

## Return on Investments (%)

	2021/22	2020/21
Annual return	<b>1.4</b>	14.1
Annual benchmark	<b>2.1</b>	14.4
Four year annualized return	<b>5.1</b>	6.8
Four year benchmark	<b>5.7</b>	6.9

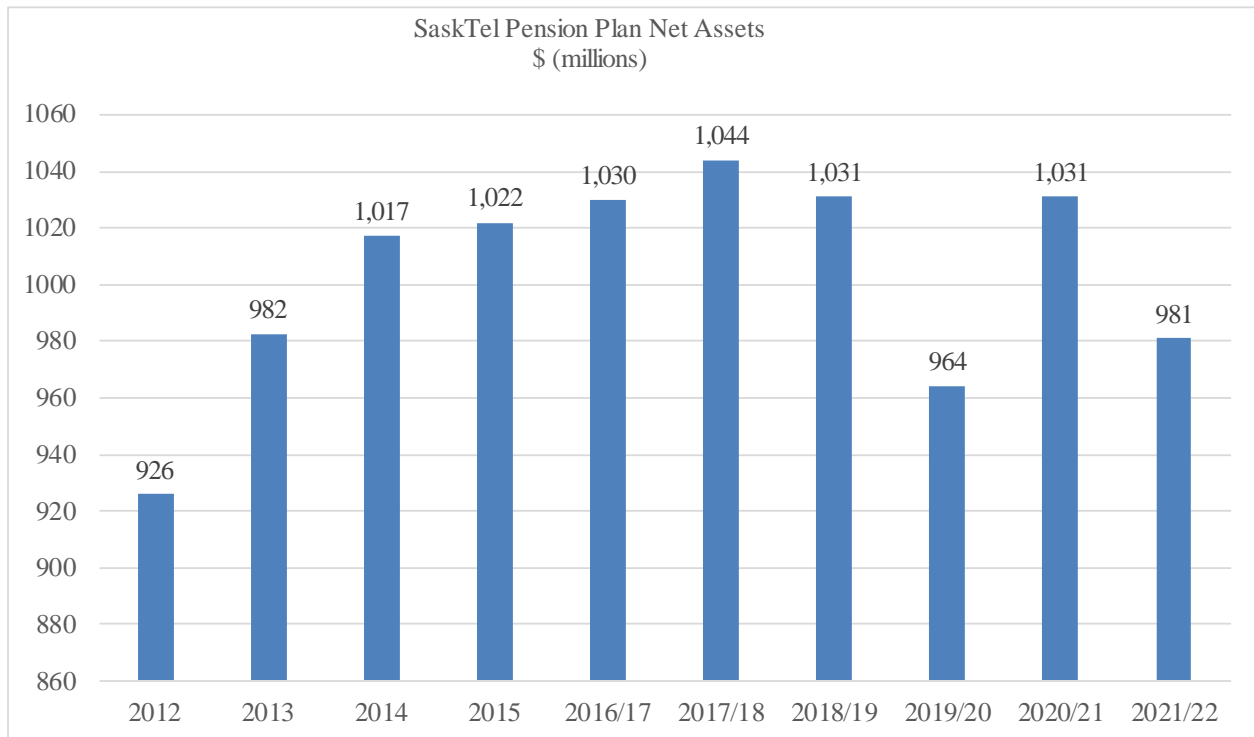


## Financial Highlights

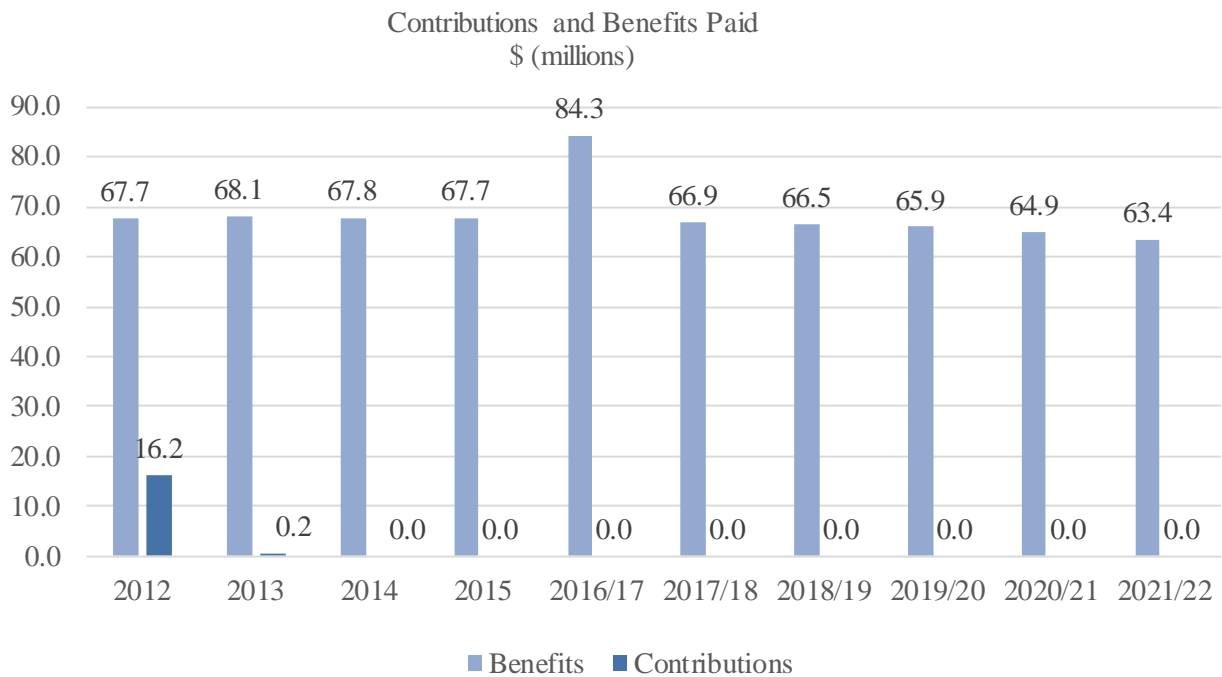
Net assets available for benefits decreased by 4.84% from \$1,030.9 million in 2020/21 to \$981.0 million in 2021/22.

### Net Assets Available for Benefits

Thousands of dollars	2021/22	2020/21
Net assets available for benefits, opening balance	\$ 1,030,851	\$ 964,300
Plus: Investment income	29,348	44,085
Less: Benefits	63,366	64,925
Expenses	3,272	3,386
Unrealized gains (losses)	(12,522)	90,777
Net assets available for benefits, closing balance	\$ 981,039	\$ 1,030,851



Benefits paid from the Plan decreased from \$64.9 million in 2020/21 to \$63.4 million in 2021/22 due to fewer plan members drawing benefits.



Note: 2016/17 represents a 15 month reporting period.

## Investment Management

The Pension Plan Text permits the Board to engage technical and professional advisers, specialists and consultants for the purposes of managing, investing and disposing of plan assets. The companies hired for custodial, investment management, and consulting services are listed below:

As the custodian of the pension fund assets, **RBC Investor and Treasury Services** performed the processing and handling of investment transactions.

The investment managers managed the investing and disposing of plan assets. **TD Asset Management (TDAM)** has specialty bond, real estate, short term, U.S. equities index, and international equities index mandates. **Beutel Goodman & Company Ltd.** has a specialty Canadian equity mandate.

As the consultant to the Board, **Aon** provided analytical and financial advice.

**MANAGEMENT'S RESPONSIBILITY FOR FINANCIAL STATEMENTS**

The accompanying financial statements included in the annual report of the Saskatchewan Telecommunications Pension Plan for the year ended March 31, 2022, are the responsibility of management and have been approved by the Pension Board. Management has prepared the financial statements in accordance with Canadian accounting standards for pension plans. The financial information presented elsewhere in this annual report is consistent with that in the financial statements.


To ensure the integrity and objectivity of the financial data, management maintains a comprehensive system of internal controls including written policies and procedures, an organizational structure that segregates duties and a comprehensive internal audit program. These measures provide reasonable assurance that transactions are recorded and executed in compliance with legislation and required authority, assets are properly safeguarded, and reliable financial records are maintained.

The Pension Board is responsible for ensuring that management fulfills its responsibility for financial reporting and internal control. The Pension Board fulfills this responsibility through periodic meetings with management and with the internal and external auditors. Both the internal and external auditors have free access to the Pension Board to discuss their audit work, their opinion on the adequacy of internal controls and the quality of financial reporting. The Pension Plan's annual financial statements have been reviewed in detail with the entire Pension Board prior to approval by the Pension Board.

The financial statements have been audited by the independent firm of KPMG LLP, Chartered Professional Accountants, as appointed by the Lieutenant Governor in Council and approved by Crown Investments Corporation of Saskatchewan.



Michelle Maystrowich  
Director – Finance (Operations)



David Holzapfel  
Pension Plan Manager

June 23, 2022

**ACTUARY'S OPINION**

Aon was retained by the Saskatchewan Telecommunications Pension Board (the "Board") to perform an actuarial valuation of the assets and liabilities of the Saskatchewan Telecommunications Pension Plan (the "Plan") as at March 31, 2020. The Board retained Aon to prepare an extrapolation of the Plan's liabilities from March 31, 2020 to March 31, 2022. This extrapolation was used to prepare the actuarial information for inclusion in the Annual Report for the year ended March 31, 2022.

The extrapolation for the Plan's liabilities to March 31, 2022 was based on:

- An actuarial valuation (based on membership data provided by the Board) as at March 31, 2020;
- Methods prescribed by the Chartered Professional Accountants Canada for pension plan financial statements; and
- Assumptions about future events (economic and demographic) which were developed by management and Aon and are considered as management's best estimate of these events.

While the actuarial assumptions used to determine liabilities for the Plan's financial statements contained in the Annual Report represent management's best estimate of future events, and while in my opinion these assumptions are appropriate for the purposes of the valuation and extrapolation, the Plan's future experience will differ from the actuarial assumptions. Emerging experience differing from the assumptions will result in gains or losses that will be revealed in future valuations and will affect the financial position of the Plan.

The data has been tested for reasonableness and consistency with prior valuations and in my opinion the data is sufficient and reliable for the purposes of the valuation and extrapolation. It is also my opinion that the methods employed in the valuation and extrapolation are appropriate. My opinions have been given, and the valuation and extrapolation have been performed in accordance with accepted actuarial practice in Canada.



David R. Larsen  
Fellow, Canadian Institute of Actuaries  
Fellow, Society of Actuaries

April 22, 2022

## AUDITOR'S REPORT



KPMG LLP  
Hill Centre Tower II  
1881 Scarth Street, 20th Floor  
Regina Saskatchewan S4P 4K9  
Canada  
Telephone (306) 791-1200  
Fax (306) 757-4703

## INDEPENDENT AUDITORS' REPORT

To the Members of the Legislative Assembly, Province of Saskatchewan

### *Opinion*

We have audited the financial statements of Saskatchewan Telecommunications Pension Plan (the "Plan"), which comprise:

- the statement of financial position as at March 31, 2022
- the statement of changes in net assets available for benefits for the year then ended
- the statement of changes in pension obligations for the year then ended
- and notes and schedule to the financial statements, including a summary of significant accounting policies

(hereinafter referred to as the "financial statements").

In our opinion, the accompanying financial statements present fairly, in all material respects, the financial position of the Plan as at March 31, 2022, and its changes in net assets available for benefits and its changes in pension obligations for the year then ended in accordance with Canadian accounting standards for pension plans.

### *Basis for Opinion*

We conducted our audit in accordance with Canadian generally accepted auditing standards. Our responsibilities under those standards are further described in the "Auditors' Responsibilities for the Audit of the Financial Statements" section of our auditors' report.

We are independent of the Plan in accordance with the ethical requirements that are relevant to our audit of the financial statements in Canada and we have fulfilled our other ethical responsibilities in accordance with these requirements.

We believe that the audit evidence we have obtained is sufficient and appropriate to provide a basis for our opinion.

### *Other Information*

Management is responsible for the other information. Other information comprises the 94th Annual Report.

Our opinion on the financial statements does not cover the other information and we do not and will not express any form of assurance conclusion thereon.

In connection with our audit of the financial statements, our responsibility is to read the other information identified above and, in doing so, consider whether the other information is materially inconsistent with the financial statements or our knowledge obtained in the audit and remain alert for indications that the other information appears to be materially misstated.



Page 2

We obtained the information, other than the financial statements and the auditors' report thereon, included in the 94th Annual Report document as at the date of this auditors' report. If, based on the work we have performed on this other information, we conclude that there is a material misstatement of this other information, we are required to report that fact in the auditors' report.

We have nothing to report in this regard.

***Responsibilities of Management and Those Charged with Governance for the Financial Statements***

Management is responsible for the preparation and fair presentation of the financial statements in accordance with Canadian accounting standards for pension plans, and for such internal control as management determines is necessary to enable the preparation of financial statements that are free from material misstatement, whether due to fraud or error.

In preparing the financial statements, management is responsible for assessing the Plan's ability to continue as a going concern, disclosing as applicable, matters related to going concern and using the going concern basis of accounting unless management either intends to liquidate the Plan or to cease operations, or has no realistic alternative but to do so.

Those charged with governance are responsible for overseeing the Plan's financial reporting process.

***Auditors' Responsibilities for the Audit of the Financial Statements***

Our objectives are to obtain reasonable assurance about whether the financial statements as a whole are free from material misstatement, whether due to fraud or error, and to issue an auditors' report that includes our opinion.

Reasonable assurance is a high level of assurance, but is not a guarantee that an audit conducted in accordance with Canadian generally accepted auditing standards will always detect a material misstatement when it exists.

Misstatements can arise from fraud or error and are considered material if, individually or in the aggregate, they could reasonably be expected to influence the economic decisions of users taken on the basis of the financial statements.

As part of an audit in accordance with Canadian generally accepted auditing standards, we exercise professional judgment and maintain professional skepticism throughout the audit.

We also:

- Identify and assess the risks of material misstatement of the financial statements, whether due to fraud or error, design and perform audit procedures responsive to those risks, and obtain audit evidence that is sufficient and appropriate to provide a basis for our opinion.

The risk of not detecting a material misstatement resulting from fraud is higher than for one resulting from error, as fraud may involve collusion, forgery, intentional omissions, misrepresentations, or the override of internal control.

- Obtain an understanding of internal control relevant to the audit in order to design audit procedures that are appropriate in the circumstances, but not for the purpose of expressing an opinion on the effectiveness of the Plan's internal control.



Page 3

- Evaluate the appropriateness of accounting policies used and the reasonableness of accounting estimates and related disclosures made by management.
- Conclude on the appropriateness of management's use of the going concern basis of accounting and, based on the audit evidence obtained, whether a material uncertainty exists related to events or conditions that may cast significant doubt on the Plan's ability to continue as a going concern. If we conclude that a material uncertainty exists, we are required to draw attention in our auditors' report to the related disclosures in the financial statements or, if such disclosures are inadequate, to modify our opinion. Our conclusions are based on the audit evidence obtained up to the date of our auditors' report. However, future events or conditions may cause the Plan to cease to continue as a going concern.
- Evaluate the overall presentation, structure and content of the financial statements, including the disclosures, and whether the financial statements represent the underlying transactions and events in a manner that achieves fair presentation.
- Communicate with those charged with governance regarding, among other matters, the planned scope and timing of the audit and significant audit findings, including any significant deficiencies in internal control that we identify during our audit.

A handwritten signature in black ink that reads 'KPMG LLP' in a cursive, slightly slanted font. A horizontal line is drawn underneath the signature.

Chartered Professional Accountants

Regina, Canada  
June 23, 2022

## STATEMENT OF FINANCIAL POSITION


As at March 31, Thousands of dollars	Note	2022	2021
<b>Assets</b>			
Cash		\$ 1,763	\$ 1,665
Accounts receivable		6	5
Prepaid expenses		4	-
Accrued investment income		134	261
Investments under a securities lending program	5	10,682	26,025
Investments	5	969,864	1,004,208
		<b>982,453</b>	<b>1,032,164</b>
<b>Liabilities</b>			
Accounts payable		1,414	1,313
<b>Net assets available for benefits</b>		<b>981,039</b>	<b>1,030,851</b>
<b>Pension obligations</b>	9	<b>883,696</b>	<b>992,773</b>
<b>Surplus</b>		<b>\$ 97,343</b>	<b>\$ 38,078</b>

See accompanying notes to the financial statements


Approved by the Pension Board




Peter Hoffmann – Chairperson



Scott Smith – Member



Jamie Patterson – Member



Brian Renas – Member



Andrew Malinowski – Member

June 23, 2022

## STATEMENT OF CHANGES IN NET ASSETS AVAILABLE FOR BENEFITS

For the year ended March 31,		2022	2021
Thousands of dollars	Note		
<b>Net assets available for benefits, opening balance</b>		<b>\$ 1,030,851</b>	<b>\$ 964,300</b>
<b>Increase in assets</b>			
Investment income	6	29,348	44,085
Unrealized increase in fair value of investments		-	90,777
Total increase in assets		29,348	134,862
<b>Decrease in assets</b>			
Benefits paid	7	63,366	64,925
Administration expenses	8	3,272	3,386
Unrealized decrease in fair value of investments		12,522	-
Total decrease in assets		79,160	68,311
<b>Net (decrease) increase in assets</b>		<b>(49,812)</b>	<b>66,551</b>
<b>Net assets available for benefits, closing balance</b>		<b>\$ 981,039</b>	<b>\$ 1,030,851</b>

See accompanying notes to the financial statements

## STATEMENT OF CHANGES IN PENSION OBLIGATIONS

For the year ended March 31,		2022	2021
Thousands of dollars	Note		
<b>Pension obligations, opening balance</b>		<b>\$ 992,773</b>	\$ 941,045
<b>Increase in pension obligations</b>			
Interest on pension obligations		<b>29,795</b>	33,617
Impact of changes in assumptions	9	-	69,372
Experience losses	9	-	13,664
		<b>29,795</b>	116,653
<b>Decrease in pension obligations</b>			
Benefits paid	7	<b>63,366</b>	64,925
Impact of changes in assumptions	9	<b>75,506</b>	-
		<b>138,872</b>	64,925
<b>Pension obligations, closing balance</b>		<b>\$ 883,696</b>	\$ 992,773

See accompanying notes to the financial statements

## Notes to Financial Statements

### Note 1 – Description of the Plan

The following description of the Saskatchewan Telecommunications Pension Plan (the Plan) is a summary only. For more complete information, reference should be made to the Saskatchewan Telecommunications Pension Plan Text.

#### General

The Plan is a defined benefit plan maintained by Saskatchewan Telecommunications (the Corporation) for those employees who were hired prior to October 1, 1977 and who did not elect to transfer to the Public Employees' Pension Plan by October 1, 1978. The Plan is governed by *The Pension Benefits Act, 1992* (the Act). The Plan is registered under *The Income Tax Act* and *The Pensions Benefits Act, 1992*, registration #0360891, is regulated by the Financial and Consumer Affairs Authority of Saskatchewan – Pension Division and is administered by a five-person Board appointed by the Corporation and UNIFOR.

#### Funding

The Plan is funded on the basis of actuarial valuations, which are performed at least every three years. The most recent actuarial valuation for funding purposes was performed as of March 31, 2020.

The Plan is a Specified Plan, and in accordance with the Act, is not subject to funding any solvency deficits that may arise. The Corporation will continue to monitor the going concern position of the Plan and can, at any time, begin to fund again if necessary. As the sponsor of the SaskTel Pension Plan, the Corporation is committed to meeting all funding requirements necessary to fulfill pension obligations to plan members.

All employee members have reached the maximum pensionable years of service and are no longer required to contribute to the Plan. As a result, employer current service contributions have ceased.

#### Benefits

The Corporation guarantees the payment of the pension benefits payable under the terms of the Plan as amended from time to time, including:

##### Service pensions

The Corporation's defined benefit pension plan provides a full pension at age 65, at age 60 with at least 20 years of service, or upon completion of 35 years of service. The pension is calculated to be 2% times the average of the highest three years of employment earnings times the number of years of service up to a maximum of 35 years of service. A reduced pension may be opted for if certain age and years of service criteria are met. At age 65 members' pensions are reduced due to integration with the Canada Pension Plan.

*Note 1 - Description of the Plan, continued*

Plan members may also elect to receive a joint annuity whereby a reduced pension is payable during the life of the member and/or the life of the spouse or dependents. When the plan member dies the spouse is entitled to receive a pension equal to 100% of the reduced pension.

If a member retires before age 65, the member may elect a varied allowance, whereby, an additional allowance is received until age 65 at which time the allowance will be reduced.

**Survivor pensions**

If a plan member dies after retiring, the surviving spouse receives 60% of the member's pension. Dependents under 18 receive 10%, to a maximum of 25% for all dependents combined.

**Death refunds**

A death refund is payable to the estate or designated beneficiary of a pensioner, in an amount equal to the difference between the pensioner's accumulated contributions and interest less the total sum of all allowances paid.

**Income taxes**

The Plan is a Registered Pension Plan as defined in *The Income Tax Act* and is not subject to income taxes.

**Note 2 – Basis of preparation****a. Statement of compliance**

The financial statements for the year ended March 31, 2022 have been prepared in accordance with Chartered Professional Accountants Canada Handbook (CPA Canada Handbook) section 4600, Pension Plans (hereinafter referred to as Canadian accounting standards for pension plans). For matters not addressed in Section 4600 the Plan has chosen to adopt the relevant sections of International Financial Reporting Standards (IFRS).

**b. Basis of measurement**

The financial statements have been prepared on the historical cost basis except for financial instruments which are measured at fair value and the pension obligation which is measured at the present value of the accrued benefit obligation.

**c. Functional and presentation currency**

These financial statements are presented in Canadian dollars, which is the Plan's functional currency.

**d. Use of estimates and judgments**

The preparation of financial statements in accordance with Canadian accounting standards for pension plans requires management to make estimates and assumptions that affect the reported amounts of assets and liabilities and disclosure of contingent assets and liabilities at the date of the financial statements and the reported amounts of increases and decreases in assets, and increases and decreases in pension obligations during the reporting period. Actual results could differ from these estimates and changes in estimates are recorded in the accounting period in which they are determined. Information about assumptions and estimation of uncertainties that have a significant risk of resulting in a material adjustment within the next fiscal period includes valuation of investments (Note 5 – Investments) and measurement of the pension obligations (Note 9 – Pension obligations).

### **Note 3 – Significant accounting policies**

#### **Basis of accounting**

These financial statements present the aggregate financial position of the Plan as a separate financial reporting entity independent of the sponsor and plan members. They are prepared to assist Plan members and others in reviewing the activities of the Plan for the fiscal period, but they do not portray the funding requirements of the Plan or the benefit security of individual Plan members.

#### **Investments**

Investments are stated in the financial statements at fair value. The fair value of short-term investments is based on cost, which approximates fair value due to the short-term nature of these financial instruments. The fair value of equity investments is determined based on quoted market values, based on the latest bid prices. The fair value of pooled equity funds is based on the quoted market values of the underlying investments, based on the latest bid prices. The fair value of pooled bond funds and pooled mortgage funds is based on the fair value of the underlying security determined using model pricing techniques that effectively discount prospective cash flows to present values taking into consideration duration, credit quality and liquidity. The fair value of pooled real estate investments is based on independent appraisals.

Transactions are recorded as of the trade date.

#### **Investments under securities lending program**

Securities lending transactions are entered into on a collateralized basis. The securities lent are not derecognized on the statement of financial position given that the risks and rewards of ownership are not transferred from the Plan to the counterparties in the course of such transactions. The securities are reported separately on the statement of financial position on the basis that the counterparties may resell or re-pledge the securities during the time that the securities are in their possession. Securities received from counterparties as collateral are not recorded on the statement of financial position given that the risks and rewards of ownership are not transferred from the counterparties to the Plan, in the course of such transactions.

#### **Translation of foreign currencies**

Transactions conducted in foreign currencies are translated into Canadian dollars using the exchange rate in effect at the transaction date. Monetary assets and liabilities denominated in foreign currencies are adjusted to reflect exchange rates at period end. Exchange gains and losses arising on the translation of monetary assets and liabilities are included in investment income.

**Note 4 – Objectives, policies, and processes for managing capital**

The process for managing capital is accomplished by diversifying asset classes and further diversifying within each individual asset class.

The Plan's capital consists of the investment assets of the Saskatchewan Telecommunications Pension Fund, managed under the authority of the Saskatchewan Telecommunications Pension Board.

The objective of the Plan is to meet the present and future pension obligations accumulated on behalf of the Plan's participants, while complying with *The Pension Benefits Act, 1992* and Canada Revenue Agency regulations.

The Plan's permissible investments include Canadian equities (including rights, warrants, installment receipts and capital shares), U.S. and international equities, bonds of Canadian issuers, short term securities, mortgages, real estate and pooled funds. Any other type of investment is not permitted without prior approval of the Board.

The Plan's investment policy provides a framework for the prudent investment and administration of the Pension Fund for the purpose of managing capital assets. The policy provides the investment managers with a written statement of specific quality, quantity, and rate of return standards. The policy is re-visited annually to ensure it is meeting the objectives of the Plan's capital management to ultimately meet all pension obligations.

The SaskTel Pension Board employs a pension risk management strategy – Dynamic Investing, which addresses continued capital market volatility and the overall demographic trends for the Plan. The dynamic investing approach strives to ensure the assets of the Plan evolve to match the liabilities of the Plan.

**Note 5 – Investments**

The Fund has the following investments

<b>As at March 31,</b>	<b>2022</b>	2021
Thousands of dollars		
<b>Investments</b>		
Short term investments	\$ 16,041	\$ 2,743
Pooled real estate fund	171,931	158,030
Canadian equities	51,093	77,636
Canadian pooled equity fund	5,268	7,634
US pooled equity fund	66,625	101,949
Non-North American pooled equity funds	109,243	168,552
Pooled bond funds	420,616	388,083
Pooled mortgage fund	129,047	99,581
	<b>969,864</b>	<b>1,004,208</b>
<b>Investments under securities lending program</b>		
Short term investments	-	10,726
Canadian equities	10,682	15,299
	<b>10,682</b>	<b>26,025</b>
<b>Total investments</b>	<b>\$ 980,546</b>	<b>\$ 1,030,233</b>

**Short term investments**

Short term investments are held in a pooled fund comprised of treasury bills, notes and commercial paper.

**Pooled real estate**

Investments in pooled real estate consist of Canadian commercial property.

**Equities**

Individual holdings are limited, by Fund policy, to a maximum of 10% of the market value of each investment manager's portfolio. At March 31, 2022, 7.55% (March 31, 2021 – 9.05%) was the largest individual holding. Individual holdings are restricted, by Fund policy, to a maximum of 10% of the common stock in any corporation. At March 31, 2022, 0.80% (March 31, 2021 – 0.77%) was the largest individual holding.

*Note 5 – Investments, continued***Pooled bond funds**

Individual holdings are limited, by Fund policy, to a maximum of 10% of the market value of each investment. At March 31, 2022, 4.88% (March 31, 2021 – 4.88%) was the largest individual holding.

Fund holdings are selected based on the durations which align with the maturity profile of the Plan's liabilities as part of the Dynamic Investing Policy.

As at March 31, Fund	2022			2021		
	Amount (\$000)	Yield (%)	Duration (years)	Amount (\$000)	Yield (%)	Duration (years)
TD Greystone three year target duration fund	\$ 45,227	2.8	3.0	\$ 42,356	1.0	3.0
TD Greystone eight year target duration fund	115,574	3.4	8.0	102,601	2.2	8.0
TD Greystone fifteen year target duration fund	157,075	3.6	15.0	138,154	2.9	15.0
TD Greystone twenty plus year target duration fund	102,740	3.3	25.0	104,972	2.9	25.0
	<b>\$420,616</b>			<b>\$388,083</b>		

**Pooled mortgage fund**

Investments in pooled mortgage fund consist of mortgages secured against Canadian property.

**Note 6 – Investment income**

For the year ended March 31, Thousands of dollars	2022	2021
Short term investments	\$ 56	\$ 57
Canadian equities	2,217	3,287
Canadian pooled equity fund	1,207	184
US pooled equity fund	970	1,807
Non-North American pooled equity funds	6,574	6,470
Pooled bond funds	13,337	26,988
Pooled mortgage fund	4,987	5,292
	<b>\$ 29,348</b>	<b>\$ 44,085</b>

**Note 7 – Benefits paid**

<b>For the year ended March 31,</b>	<b>2022</b>		2021	
Thousands of dollars				
Retirement benefits	\$	55,783	\$	57,645
Death benefits		7,583		7,280
	\$	<b>63,366</b>	\$	64,925

**Note 8 - Administration expenses**

The Pension Plan Text permits the Board to engage technical and professional advisers, specialists and consultants for the purposes of managing, investing and disposing of Plan assets, with the related costs to be paid by the Plan. Other direct out of pocket expenses including custodial, investment manager and consulting fees are paid by the Plan. The costs to administer the Plan (staff salaries, actuarial and auditor costs) are also borne by the Plan and are reflected in the accompanying financial statements.

<b>For the year ended March 31,</b>	<b>2022</b>		2021	
Thousands of dollars				
<b>Investment management expenses</b>				
Investment management	\$	2,697	\$	2,675
Investment consultant		114		149
Custodian		57		60
Brokerage commissions		24		45
		<b>2,892</b>		2,929
<b>Non-investment management expenses</b>				
Plan administration		299		296
Governance consultant		28		45
Audit		26		25
Board		13		16
Other		9		10
Actuary		5		65
		<b>380</b>		457
<b>Total administration expenses</b>	\$	<b>3,272</b>	\$	3,386

**Note 9 – Pension obligations**

The present value of pension obligations was determined using the projected accrued benefit method prorated on services. An actuarial valuation to determine the pension obligation was performed at March 31, 2020 and extrapolated to March 31, 2022 by Aon, a firm of consulting actuaries. The next valuation is scheduled to be completed March 31, 2023.

Pension obligations are sensitive to changes in the discount rate, the inflation rate, salary escalation and future indexing. Based upon advice obtained from its actuaries, the Pension Board applies best estimate assumptions on these and other future economic events.

**Experience Loss and Impact of Assumption Changes Detail**

<b>For the year ended March 31,</b>	<b>2022</b>	2021
Thousands of dollars		
*Experience loss	\$ -	\$ (13,664)
Gain (loss) due to impact of assumption changes	<b>75,506</b>	(69,372)
	<b>\$ 75,506</b>	\$ (83,036)

\* Plan experience items only happen each time a new valuation is performed.

Following are the significant assumptions used to determine the actuarial present value of pension obligations:

<b>As at March 31,</b>	<b>2022</b>	2021
<b>Significant Assumption</b>		
Discount Rate	<b>3.90%</b>	3.10%
Inflation	<b>2.25%</b>	2.25%
Future Indexing	<b>1.60%</b>	1.60%

The following illustrates the effect on the Plan's pension obligations of changing certain actuarial assumptions:

	<u>Long-Term Assumptions</u>					
	Discount Rate		Inflation		Future Indexing	
	4.90%	2.90%	3.25%	1.25%	2.0%	0.6%
(Thousands of dollars)						
Increase (decrease)						
in liability	\$ (81,195)	\$ 96,072	\$ (42,981)	\$ (10,671)	\$ 38,423	\$ (95,086)

The Plan Text guarantees future indexing at 100% of CPI to a maximum of 2%.

Mortality rates were applied utilizing the Canadian Pensioner 2014 – Private Sector Mortality Table at 100% for males and 110% for females projected generationally with CPM Improvement Scale MI-2017. For the previous period mortality rates were applied utilizing the Canadian Pensioner 2014 – Private Sector Mortality Table at 100% for males and 110% for females projected generationally with CPM Improvement Scale B.

The pension obligations are long term in nature. The Plan has no intention of settling this obligation in the near term.

## Note 10 – Financial instruments

The Plan's financial instruments include cash, short term investments, pooled bond funds, equities, pooled equity funds, a pooled mortgage fund and a pooled real estate fund, which by their nature are subject to risks. The carrying amount of cash approximates fair value due to its immediate or short-term nature. The carrying amount of all other instruments is defined in the fair value hierarchy section of this note.

The risks that arise are market risk (consisting of interest rate risk, foreign exchange risk and equity price risk), credit risk, and liquidity risk. Significant financial risks are related to the Plan's investments.

These financial risks are managed by having an investment policy, which is approved annually by SaskTel Pension Board. The investment policy provides guidelines to the Plan's investment managers for the asset mix of the portfolio regarding quality and quantity of debt and equity investments. The asset mix helps to reduce the impact of market value fluctuations by requiring investments in different asset classes and in domestic and foreign markets.

### Market risk

Market risk represents the potential for loss from changes in the value of financial instruments. Value can be affected by changes in interest rates, foreign exchange rates and equity prices. Market risk primarily impacts the value of investments.

#### Interest rate risk

The Plan is exposed to interest rate risk primarily through its pooled bond funds, a pooled mortgage fund and short term investments. Fair value adjustments will fluctuate based on changes in market prices. The pooled bond funds consist of mostly provincial and federal government and corporate bonds with varying maturities to coincide with pension plan obligations and are managed based on this maturity profile and market conditions.

The Plan is exposed to changes in interest rates in its pooled bond funds, a pooled mortgage fund and short term investments. It is estimated that a 100 basis point increase/decrease in interest rates would decrease/increase net assets available for benefits by \$64.7 million representing 11.4% of the carrying value of \$565.7 million.

#### Foreign exchange risk

The Plan is subject to changes in the U.S./Canadian dollar exchange rate for U.S. denominated investments. Also, the Plan is exposed to Europe, Australasia and Far East (EAFE) currencies through its investment in the pooled equity funds. Exposure to both U.S. equities and non-North American equities is limited to a maximum 24.5% total of the market value of the total investment portfolio. At March 31, 2022 the Plan's exposure to U.S. equities was 6.8% (March 31, 2021 – 9.9%) and its exposure to non-North American equities was 11.1% (March 31, 2021 – 16.4%).

At March 31, 2022, a 10% strengthening (weakening) in the Canadian dollar versus U.S. dollar exchange rate would result in approximately a \$6.7 million decrease (increase) in the net assets available for benefits. A 10% strengthening (weakening) in the Canadian dollar versus the EAFE currencies would result in approximately a \$10.9 million decrease (increase) in the net assets available for benefits.

No more than 15% of the market value of the bond and debentures portfolio is allowed to be invested in bonds of foreign issuers, however no foreign bonds were held in 2022.

## Note 10 – Financial instruments, continued

**Equity price risk**

The Plan is exposed to changes in equity prices in Canadian, U.S. and EAFE markets. Equities comprise 24.8% (March 31, 2021 – 36.0%) of the carrying value of the Plan's total investments. Individual stock holdings are diversified by geography, industry type and corporate entity.

The Plan's equity price risk can be assessed using Value at Risk (VaR), a statistical technique that measures the potential change in an equity asset class. The following calculations are based on returns and volatility over the preceding four fiscal periods, using a 95% confidence level. As such, it is expected that the annual change in the portfolio market value will not be more than the values outlined in the following table 95% of the time (19 times out of 20 years), based on period end market values. Stated differently, there is a 5% statistical probability that the equity portfolio values would change by more than the values noted below.

<b>As at March 31,</b>	<b>2022</b>	<b>2021</b>
Thousands of dollars		
Canadian equities	\$ (12,438)	\$ (22,221)
US equities	(7,256)	(10,931)
Non-North American equities	(24,367)	(29,118)

**Credit risk**

The Plan's credit risk arises primarily from certain investments. The maximum credit risk to which it is exposed is limited to the carrying value of the financial assets summarized as follows:

<b>As at March 31,</b>	<b>2022</b>	<b>2021</b>
Thousands of dollars		
Cash	\$ 1,763	\$ 1,665
Accrued investment income	134	261
Pooled bond funds	420,616	388,083
Pooled mortgage fund	129,047	99,581
Short term investments	16,041	13,469
	\$ 567,601	\$ 503,059

Credit risk within investments is primarily related to pooled bond funds, a pooled mortgage fund and short term investments. It is managed through the investment policy that limits the amount that is to be invested in pooled bond funds.

Through its custodian, the Plan participates in an investment security lending program. Collateral of at least 105% of market value of the loaned securities is held for the loan - this collateral is marked to market on a daily basis. In addition, the custodian provides indemnification against any potential losses in the securities lending program.

**Liquidity risk**

Liquidity risk is the risk that the Plan is unable to meet its financial obligations as they fall due. This risk is mitigated through daily management of anticipated cash flows. Accounts payable are due within one year.

## Note 10 – Financial instruments, continued

**Fair value hierarchy**

Fair value is best evidenced by an independent quoted market price for the same instrument in an active market. An active market is one where quoted prices are readily available, representing regularly occurring transactions. The determination of fair value requires judgment and is based on market information where available and appropriate. Fair value measurements are categorized into levels within a fair value hierarchy based on the nature of the inputs used in the valuation.

Level 1 – Where quoted prices are readily available from an active market.

Level 2 – Valuation model not using quoted prices, but still using predominantly observable market inputs, such as market interest rates.

Level 3 – Where valuation is based on unobservable inputs.

As at March 31, Thousands of dollars	2022				2021			
	Level 1	Level 2	Level 3	Total	Level 1	Level 2	Level 3	Total
Pooled bond funds	\$ -	\$ 420,616	\$ -	\$ 420,616	\$ -	\$388,083	\$ -	\$ 388,083
Canadian equities	61,775	-	-	61,775	92,935	-	-	92,935
Canadian pooled equity fund	5,268	-	-	5,268	7,634	-	-	7,634
US pooled equity fund	66,625	-	-	66,625	101,949	-	-	101,949
Non-North American pooled equity funds	109,243	-	-	109,243	168,552	-	-	168,552
Pooled mortgage fund	-	129,047	-	129,047	-	99,581	-	99,581
Pooled real estate	-	-	171,931	171,931	-	-	158,030	158,030
Short term investments	-	16,041	-	16,041	-	13,469	-	13,469
<b>Total</b>	<b>\$242,911</b>	<b>\$ 565,704</b>	<b>\$171,931</b>	<b>\$ 980,546</b>	<b>\$371,070</b>	<b>\$501,133</b>	<b>\$158,030</b>	<b>\$1,030,233</b>

There were no items transferred between levels during the current fiscal period.

The following is a reconciliation of the changes in the investments owned, measured at fair value using unobservable inputs, Level 3:

For the year ended March 31, Thousands of dollars	2022	2021
Level 3, opening balance	\$ 158,030	\$ 167,381
Sales	(11,500)	(7,000)
Unrealized change in market value	25,401	(2,351)
<b>Level 3, closing balance</b>	<b>\$ 171,931</b>	<b>\$ 158,030</b>

**Note 11 – Investment performance**

The investment manager makes the day-to-day decisions of whether to buy or sell specific investments in order to achieve the long-term investment performance objectives set by the Board. It is these long-term investment performance objectives that are used to assess the performance of the investment manager.

The Board reviews the investment performance of the Fund in terms of the performance of the benchmark portfolio over rolling 4 fiscal periods.

For the year ended March 31,	2022	2021
	Return (%)	
Plan's actual rate of return	<b>1.4</b>	14.1
Benchmark rate of return	<b>2.1</b>	14.4

For the year ended March 31,	2022	2021
	Rolling four-year average annual return (%)	
Plan's actual rate of return	<b>5.1</b>	6.8
Benchmark rate of return	<b>5.7</b>	6.9

**Note 12 – Related party transactions**

All Government of Saskatchewan agencies such as ministries, corporations, boards and commissions are related since all are controlled by the Government.

For the year ended March 31,	2022		2021
	Thousands of dollars		
Plan administration expenses	\$	<b>299</b>	\$ 296
Other administration expenses		<b>9</b>	10
Total	\$	<b>308</b>	\$ 306

**SCHEDULE OF ACCUMULATED NET ASSETS AVAILABLE FOR BENEFITS  
FOR THE PERIOD FROM MAY 1, 1928 TO MARCH 31, 2022**

Thousands of dollars

<b>CUMULATIVE INCREASE IN ASSETS</b>		
Investment income net of administration expenses	\$	1,315,320
Cumulative increase in fair value of investments		871,704
Contributions		
Employers'		367,763
Employees' - Active	612	
- Retired, deferred	109,527	
- Resigned	16,201	
- Transferred	649	126,989
Early and enhanced retirement adjustments		19,450
Employer withdrawal		(34,200)
Employees' interest on back contributions		729
		<b>2,667,755</b>
<b>CUMULATIVE DECREASE IN ASSETS</b>		
Payments to superannuates and beneficiaries	1,652,833	
Refund of employees' contributions	12,991	
Interest on refunded employees' contributions	5,842	
Transfer of contributions	7,623	
Transfer of interest on contributions	7,281	
Supplementary retirement payments		
to employees not eligible for pension	93	
Death benefit (matching amount)	36	
Interest on employee's savings plan	17	1,686,716
<b>NET ASSETS AVAILABLE FOR BENEFITS AT MARKET VALUE - MARCH 31, 2022</b>	<b>\$</b>	<b>981,039</b>